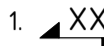






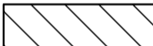


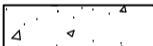
REFER DRAWING S00 FOR GENERAL NOTES

LEVEL 3 FLOOR SUSPENDED SLAB NOTES:

-  SUSPENDED SLAB TO BE 140/203/283 THICK ON 0.75 BMT 'BONDEK' OR 'KINGFLOR RF55'; PROVIDE N12 @ 300 C/C EACH WAY, TOP & ADDITIONAL REINF' AS NOTED.
- DC1 DENOTES DC200.12 (0.7) DELTACORE PANELS WITH TOPPING SLAB.
- DC2 DENOTES DC250.12 (4.6) DELTACORE PANELS WITH TOPPING SLAB.
- TOPPING SLAB TO BE 80 THICK REINFORCED WITH SL82 FABRIC TOP & ADDITIONAL REINF' AS NOTED.
- DELTACORE PANELS & 'BONDEK/KINGFLOR RF55' SLAB TO BE CONSTRUCTED STRICTLY IN ACCORDANCE WITH THE MANUFACT' SPEC'.
- PROVIDE PROPPING TO 'BONDEK/KINGFLOR RF55' SLAB AS PER THE MANUFACT' SPEC'.
- MASONRY WALLS ARE NOT TO BE CONSTRUCTED ON SUSPENDED SLAB UNTIL FULLY DEPROPPED.
- REFER TO DETAIL FOR FIRE REQ' TO SUSPENDED SLABS.
- "LMB" DENOTES LOWER MOST BAR.
- "UMB" DENOTES UPPER MOST BAR.
- "L" DENOTES LENGTH OF BAR.
- PROVIDE DRIP GROOVE TO EDGE OF BALCONIES.
-  DENOTES SLAB SET DOWN 80mm FOR WET AREA (NO TOPPING SLAB).
-  DENOTES SLAB SET DOWN 80mm FOR BALCONY (NO TOPPING SLAB).
-  DENOTES ROOF OVER - REFER TO DETAILS.
-  DENOTES VOID IN SLAB.
-  DENOTES STAIRWELL - REFER TO DETAILS.
-  DENOTES LIFT SHAFT - REFER TO DETAILS.
- PROVIDE BEARERS WITH SUFFICIENT WIDTH TO MINIMIZE DAMAGE TO DELTACORE PANELS & 'BONDEK/KINGFLOR RF55'.
- PROVIDE AN APPROVED WATER PROOFING MEMBRANE TO THE MANFACT' SPEC' TO EXTERNAL SLABS.
- CONFIRM ALL SET DOWNS, REBATES, RAMPS, FALLS ETC. WITH ARCH / CIVIL DRAWINGS.
- PROVIDE NOMINAL N20 STUDS @ 1000 C/C UNO (HEIGHT VARIES REFER TO DETAILS) TO NON-COMPOSITE FLOOR BEAMS, WELDED TO TOP FLANGE.
- ALL COMPOSITE BEAMS ARE TO BE PROPPED AT MID-SPAN FOR 14 DAYS AFTER CONCRETE POUR.
- PROVIDE SUITABLE PROTECTIVE COATING TO STRUCTURAL STEEL AS REQUIRED TO ACHIEVE THE SPECIFIED FRL.
- PROVIDE ADDITIONAL N12 @ 300 C/C TOP PERPENDICULAR TO 'BONDEK' DIRECTION AT ALL TILED AREAS.
- ALL SERVICE PIPE PENETRATIONS TO BE SLEEVED THROUGH SUSPENDED SLABS & BEAMS.



DENOTES EXTENT OF BONDEK SLAB



DENOTES EXTENT OF 80mm TOPPING SLAB

LEVEL 3 FLOOR MARKING PLAN

1:100

STEELWORK SCHEDULE

MARK	MEMBER	REMARKS
3.FB1	200 UB 25	FLOOR BEAM - REFER TO DETAIL
SA1	150 x 100 x 10 UA	SEATING ANGLE - REFER TO DETAIL
3.R1	100 PFC	CANOPY RAFTER - REFER TO DETAIL
RA1	125 x 75 x 8 UA	RAKING ANGLE - REFER TO DETAIL
SS1	200 PFC	STAIR STRINGER - REFER TO DETAIL

STEELWORK NOTES:


- ALL STEELWORK TO BE GRADE 300+.
- ALL STEEL HOLLOW SECTION MEMBERS TO BE GRADE C450+ UNO.
- ALL BOLTS TO BE GRADE 8.8/S. UNO.
- ALL ANCHORS TO BE HILTI HY200 INSTALLED IN ACCORDANCE WITH MANUFACTURERS SPECIFICATIONS.
- ALL EXPOSED STEELWORK TO HAVE A PROTECTIVE BARRIER THAT IS ADEQUATE FOR THE RELEVANT EXPOSURE CONDITIONS.
- PROVIDE WELDED SLEEVES TO ALL HOLLOW SECTION MEMBERS AT BOLTING LOCATIONS.
- ALL SECONDARY FRAMING, TRIMMERS, CLADDING SUPPORT MEMBERS AND CLEATS TO BE PROVIDE AS REQUIRED IN ACCORDANCE WITH THE CLADDING MANUFACTURERS AND THE ARCHITECTURAL SPECIFICATIONS.

AB	AS NOTED	MY	FK	12.07.19
AA	FOR CONSTRUCTION	DG	FK	19.10.18

No	REVISION	DRAWN	CHE'KD	DATE
----	----------	-------	--------	------

PROJECT	
THE WILLCOX APARTMENTS	
AT: 117 PROSPECT ROAD	
PROSPECT, SA 5082	
FOR: CITIFY & BFC PTY LTD	

DRAWING TITLE	
LEVEL 3 FLOOR MARKING PLAN	

Civil Environmental Mechanical Fire Lifts	Structural Geotechnical Electrical Hydraulics Green ESD
Level 6, 100 Pirie Street, Adelaide SA 5000 Telephone 08 8238 4100 Facsimile 08 8410 1405	
	

SCALES	AS SHOWN	COPYRIGHT RESERVED
DRAWN	DG	DRAWING No.
DATE	APRIL 2018	1802052-S108/AB
ENGINEER	FK	
CHECKED		